

BAV101~BAV103

HIGH VOLTAGE SURFACE MOUNT SWITCHING DIODES

VOLTAGE 120 to 250 Volts **POWER** 300 mWatts

MINI-MELF/LL-34 Unit : inch (mm)

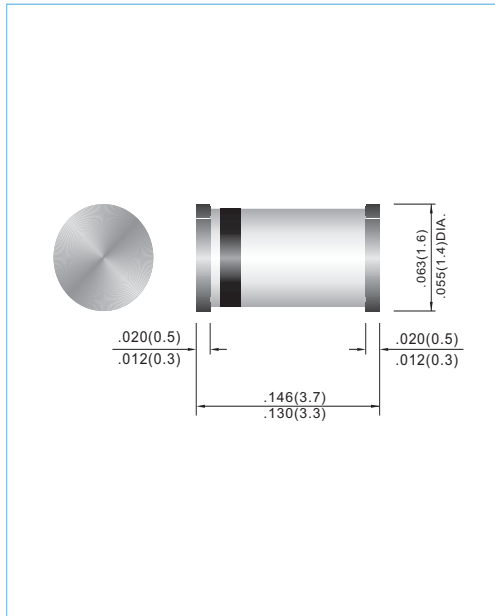
FEATURES

- Fast switching Speed.
- Surface Mount Package Ideally Suited For Automatic Insertion.
- Silicon Epitaxial Planar Construction.
- Lead free in comply with EU RoHS 2002/95/EC directives

MECHANICAL DATA

- Case: Mini Melf, Glass
- Terminals: Solderable per MIL-STD-750, Method 2026
- Polarity: Cathode Band
- Marking: Cathode Band Only
- Weight: 0.03 grams
- Packing information

T/R - 2.5K per 7" plastic Reel



MAXIMUM RATINGS AND ELECTRICAL CHARACTERISTICS (T_J=25°C unless otherwise noted)

PARAMETER	SYMBOL	BAV101	BAV102	BAV103	UNITS
Reverse Voltage	V _R	100	150	200	V
Peak Reverse Voltage	V _{RRM}	120	200	250	V
Rectified Current (Average), Half Wave Rectification with Resistive Load and f ≥ 50 Hz	I _O	200			mA
Peak Forward Surge Current, t=1000ms	I _{FSM}	1.0			A
Power Dissipation Derate Above at 25°C	P _D	300			mW
Maximum Forward Voltage, I _F = 100mA	V _F	1.0			V
Maximum DC Reverse Current at Rated DC Blocking Voltage T _J = 25°C	I _R	0.1			μA
Typical Junction Capacitance(Note 1)	C _J	3.0			pF
Maximum Reverse Recovery (Note 2)	t _{rr}	75			ns
Typical Thermal Resistance	R _{θJA}	350			°C / W
Operation Junction Storage Temperature Range	T _{STG}	-65 to +175			°C

NOTE:

1. C_J at V_R=0, f=1MHZ
2. From I_F=10mA to I_R=-1mA, V_R=6Volts, R_L=100Ω

BAV101~BAV103

RATING AND CHARACTERISTIC CURVES

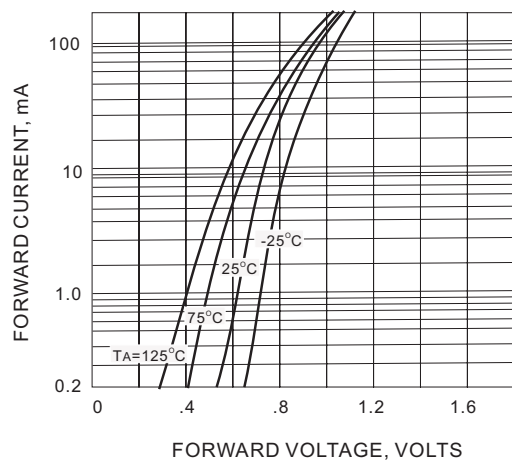


Fig.1 FORWARD CHARACTERISTICS

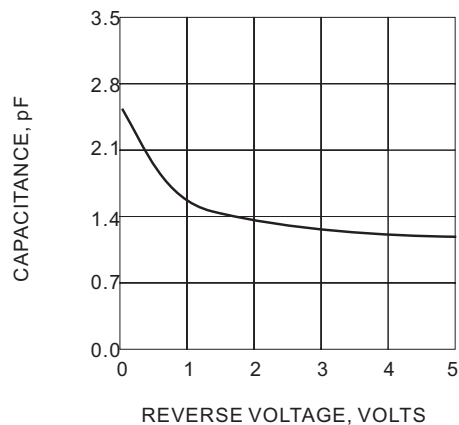


Fig.2 TYPICAL CAPACITANCE vs REVERSE VOLTAGE

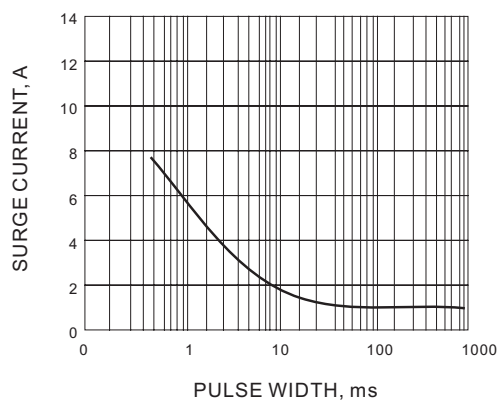


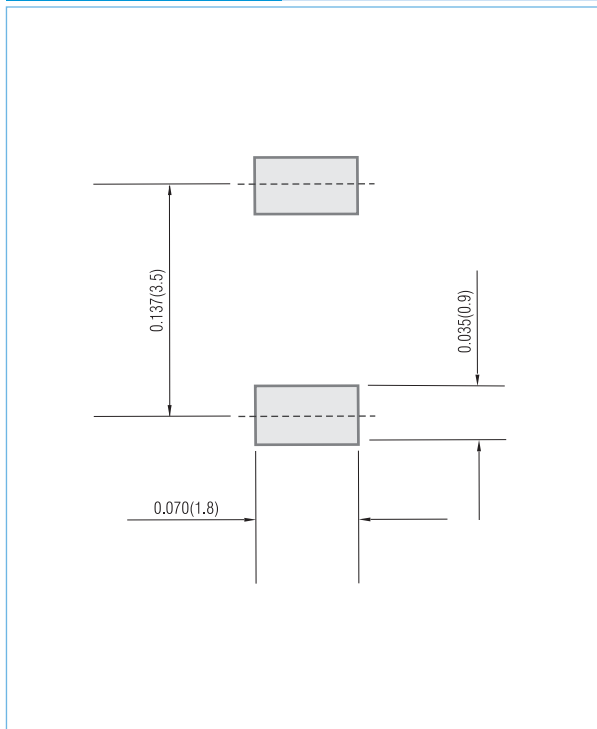
Fig.3 SURGE CURRENT CHARACTERISTIC

BAV101~BAV103

MOUNTING PAD LAYOUT

MINI-MELF

Unit: inch (mm)



ORDER INFORMATION

- Packing information

T/R - 10K per 13" plastic Reel

T/R - 2.5K per 7" plastic Reel

BAV101~BAV103

Part No_packing code_Version

BAV101_R1_10001

BAV101_R2_10001

For example :

RB500V-40 **R2** **00001**

Part No.

Serial number

Version code means HF

Packing size code means 13"

Packing type means T/R

Packing Code XX				Version Code XXXXX		
Packing type	1 st Code	Packing size code	2 nd Code	HF or RoHS	1 st Code	2 nd ~5 th Code
Tape and Ammunition Box (T/B)	A	N/A	0	HF	0	serial number
Tape and Reel (T/R)	R	7"	1	RoHS	1	serial number
Bulk Packing (B/P)	B	13"	2			
Tube Packing (T/P)	T	26mm	X			
Tape and Reel (Right Oriented) (TRR)	S	52mm	Y			
Tape and Reel (Left Oriented) (TRL)	L	PANASERT T/B CATHODE UP (PBCU)	U			
FORMING	F	PANASERT T/B CATHODE DOWN (PBCD)	D			

BAV101~BAV103

Disclaimer

- Reproducing and modifying information of the document is prohibited without permission from Panjit International Inc..
- Panjit International Inc. reserves the rights to make changes of the content herein the document anytime without notification. Please refer to our website for the latest document.
- Panjit International Inc. disclaims any and all liability arising out of the application or use of any product including damages incidentally and consequentially occurred.
- Panjit International Inc. does not assume any and all implied warranties, including warranties of fitness for particular purpose, non-infringement and merchantability.
- Applications shown on the herein document are examples of standard use and operation. Customers are responsible in comprehending the suitable use in particular applications. Panjit International Inc. makes no representation or warranty that such applications will be suitable for the specified use without further testing or modification.
- The products shown herein are not designed and authorized for equipments requiring high level of reliability or relating to human life and for any applications concerning life-saving or life-sustaining, such as medical instruments, transportation equipment, aerospace machinery et cetera. Customers using or selling these products for use in such applications do so at their own risk and agree to fully indemnify Panjit International Inc. for any damages resulting from such improper use or sale.