

BC846-AU,BC847-AU,BC848-AU,BC849-AU,BC850-AU SERIES

NPN GENERAL PURPOSE TRANSISTORS

VOLTAGE 30/45/65 Volts **POWER** 330 mWatts

SOT-23

Unit : inch(mm)

FEATURES

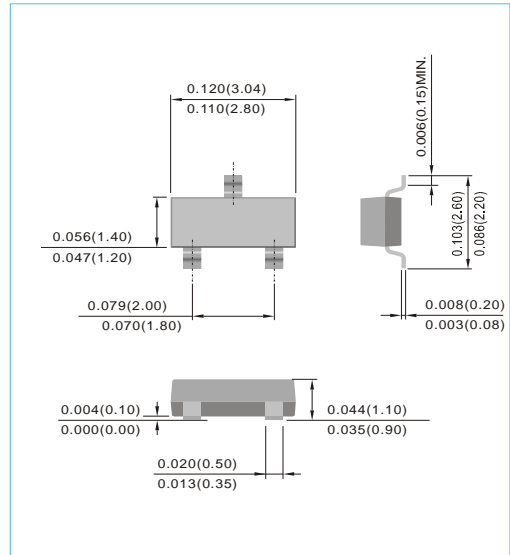
- General purpose amplifier applications
- NPN epitaxial silicon, planar design
- Collector current IC = 100mA
- Acquire quality system certificate : TS16949
- AEC-Q101 qualified
- Lead free in comply with EU RoHS 2011/65/EU directives
- Green molding compound as per IEC61249 Std. .
(Halogen Free)

MECHANICAL DATA

Case: SOT-23, Plastic

Terminals: Solderable per MIL-STD-750, Method 2026

Approx. Weight: 0.008 gram



Device Marking:

| | | | | |
|---------------|---------------|---------------|---------------|---------------|
| BC846A-AU=46A | BC847A-AU=47A | BC848A-AU=48A | | |
| BC846B-AU=46B | BC847B-AU=47B | BC848B-AU=48B | BC849B-AU=49B | BC850B-AU=50B |
| | BC847C-AU=47C | BC848C-AU=48C | BC849C-AU=49C | BC850C-AU=50C |

ABSOLUTE RATINGS

| Parameter | Symbol | Value | Units |
|---|------------------|----------------|-------|
| Collector - Emitter Voltage BC846-AU BC847-AU,BC850-AU BC848-AU,BC849-AU | V _{CEO} | 65 45 30 | V |
| Collector - Base Voltage BC846-AU BC847-AU,BC850-AU BC848-AU,BC849-AU | V _{CBO} | 80 50 30 | V |
| Emitter - Base Voltage BC846-AU BC847-AU,BC850-AU BC848-AU,BC849-AU | V _{EBO} | 6 6 5 | V |
| Collector Current - Continuous | I _C | 100 | mA |

THERMAL CHARACTERISTICS

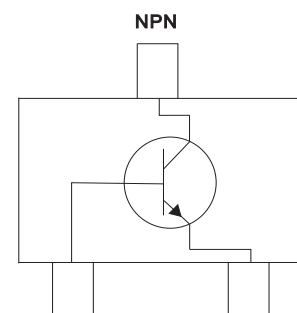
| Parameter | Symbol | Value | Units |
|--|----------------------------------|------------|-------|
| Max Power Dissipation (Note 1) | P _{TOT} | 330 | mW |
| Thermal Resistance , Junction to Ambient | R _{θJA} | 375 | °C/W |
| Operating Junction Temperature and Storage Temperature Range | T _J ,T _{STG} | -55 to 150 | °C |

Note 1: Transistor mounted on FR-4 board 8 cm².

BC846-AU,BC847-AU,BC848-AU,BC849-AU,BC850-AU SERIES

ELECTRICAL CHARACTERISTICS

| Parameter | | Symbol | Test Condition | MIN. | TYP. | MAX. | Units |
|--|--|---------------|--|-------------------|-------------------|-------------------|----------|
| Collector - Emitter Breakdown Voltage | BC846A-AU/B-AU BC847A-AU/B-AU/C-AU,BC850B-AU/C-AU BC848A-AU/B-AU/C-AU,BC849B-AU/C-AU | $V_{(BR)CEO}$ | IC=10mA, IB=0 | 65 45 30 | - | - | V |
| Collector - Base Breakdown Voltage | BC846A-AU/B-AU BC847A-AU/B-AU/C-AU,BC850B-AU/C-AU BC848A-AU/B-AU/C-AU,BC849B-AU/C-AU | $V_{(BR)CBO}$ | IC=10uA, IE=0 | 80 50 30 | - | - | V |
| Emitter - Base Breakdown Voltage | BC846A-AU/B-AU BC847A-AU/B-AU/C-AU,BC850B-AU/C-AU BC848A-AU/B-AU/C-AU,BC849B-AU/C-AU | $V_{(BR)EBO}$ | IE=10uA, IC=0 | 6 6 5 | - | - | V |
| Emitter-Base Cutoff Current | | IEBO | VEB=5 | - | - | 100 | nA |
| Collector-Base Cutoff Current | | ICBO | VCB=30V, IE=0 VCB=30V, IE=0, TJ=150°C | - | - | 15 5 | nA μA |
| DC Current Gain | BC846-AU-BC848-AU Suffix "A" BC846-AU-BC850-AU Suffix "B" BC847-AU-BC850-AU Suffix "C" | hFE | IC=10uA, VCE=5V | - | 90 150 270 | - | - |
| DC Current Gain | BC846-AU-BC848-AU Suffix "A" BC846-AU-BC850-AU Suffix "B" BC847-AU-BC850-AU Suffix "C" | hFE | IC=2mA, VCE=5V | 110 200 420 | 180 290 520 | 220 450 800 | - |
| Collector - Emitter Saturation Voltage | | VCE(SAT) | IC=10mA, IB=0.5mA IC=100mA, IB=5mA | - | - | 0.25 0.6 | V |
| Base - Emitter Saturation Voltage | | VBE(SAT) | IC=10mA, IB=0.5mA IC=100mA, IB=5mA | - | 0.7 0.9 | - | V |
| Base - Emitter Voltage | | VBE(ON) | IC=2mA, VCE=5V IC=10mA, VCE=5V | 0.58 - | 0.66 - | 0.70 0.77 | V |
| Collector - Base Capacitance | | CCBO | VCB=10V, IE=0, f=1MHz | - | - | 4.5 | pF |



BC846-AU,BC847-AU,BC848-AU,BC849-AU,BC850-AU SERIES

ELECTRICAL CHARACTERISTICS CURVE (BC846A-AU,BC847A-AU,BC848A-AU)

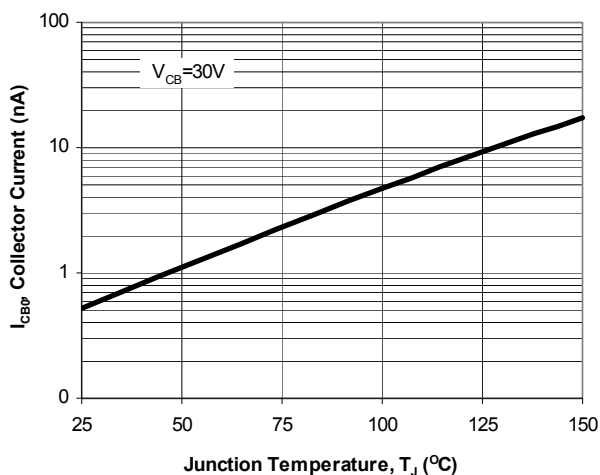


Fig. 1. Typical I_{CB0} vs. Junction Temperature

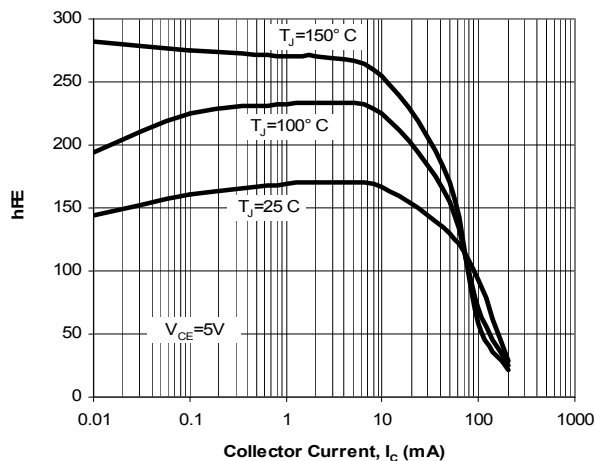


Fig. 2. Typical h_{FE} vs. Collector Current

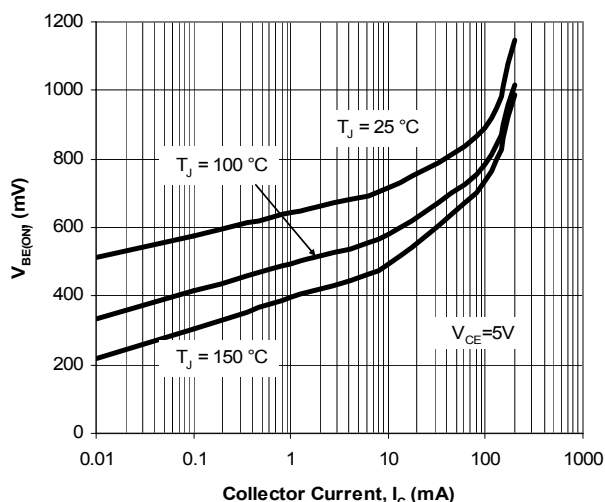


Fig. 3. Typical $V_{BE(ON)}$ vs. Collector Current

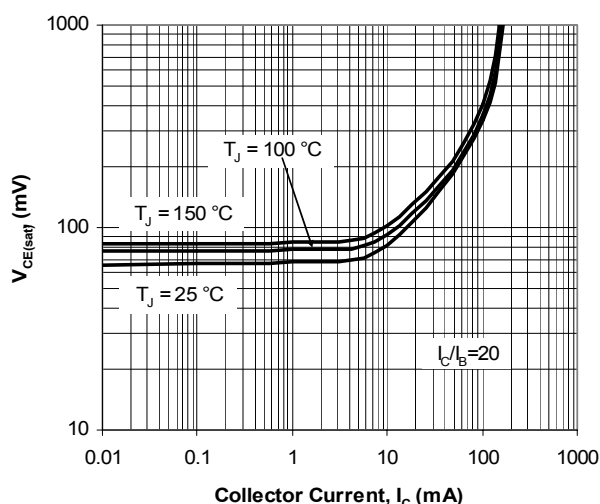


Fig. 4. Typical $V_{CE(SAT)}$ vs. Collector Current

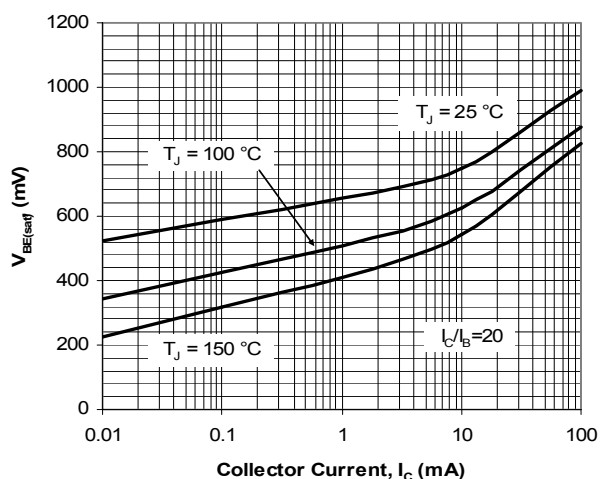


Fig. 5. Typical $V_{BE(SAT)}$ vs. Collector Current

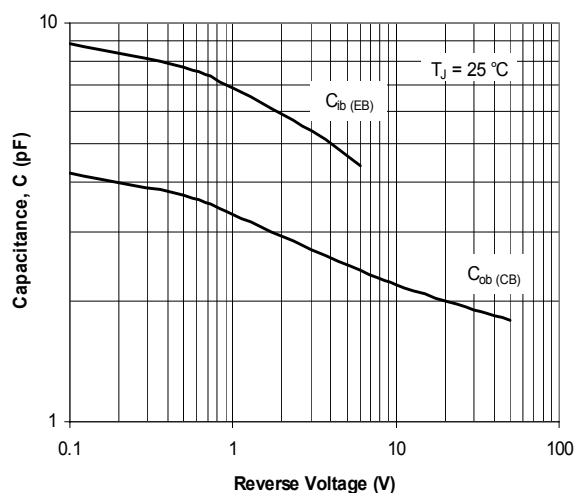


Fig. 6. Typical Capacitances vs. Reverse Voltage

BC846-AU,BC847-AU,BC848-AU,BC849-AU,BC850-AU SERIES

ELECTRICAL CHARACTERISTICS CURVE (BC846B-AU,BC847B-AU,BC848B-AU,BC849B-AU,BC850B-AU)

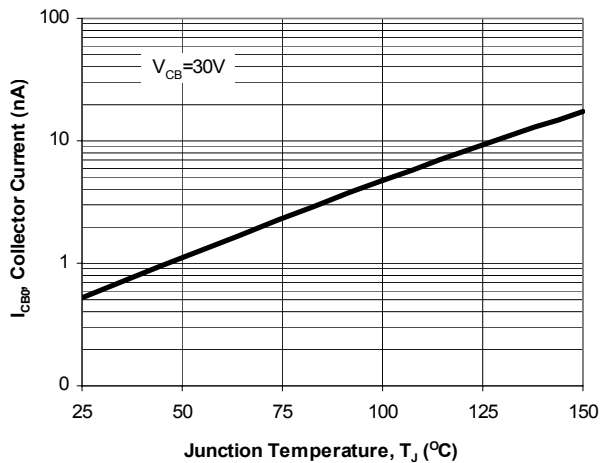


Fig. 1. Typical I_{CBO} vs. Junction Temperature

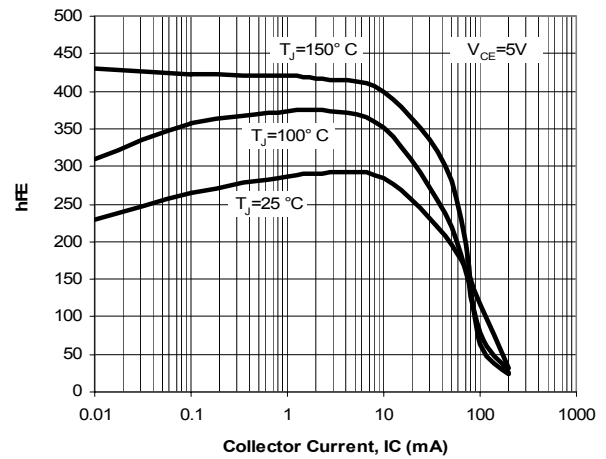


Fig. 2. Typical h_{FE} vs. Collector Current

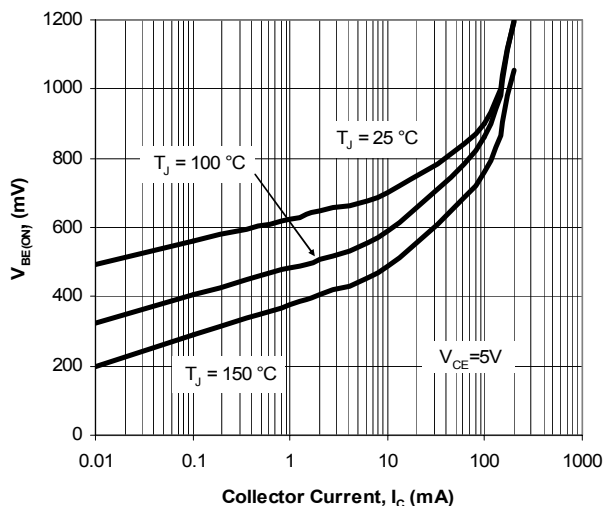


Fig. 3. Typical $V_{BE(ON)}$ vs. Collector Current

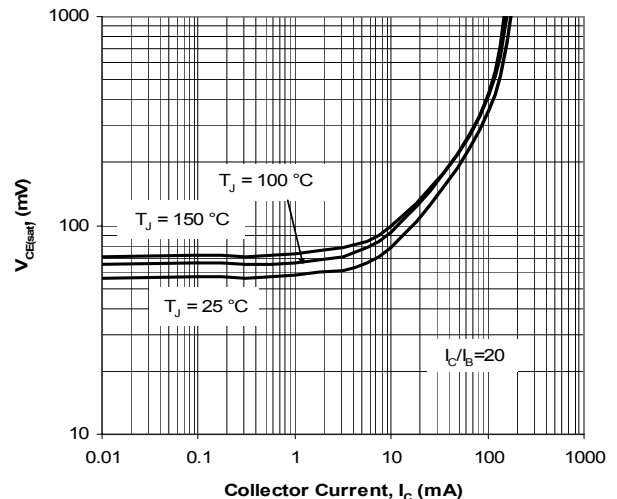


Fig. 4. Typical $V_{CE(SAT)}$ vs. Collector Current

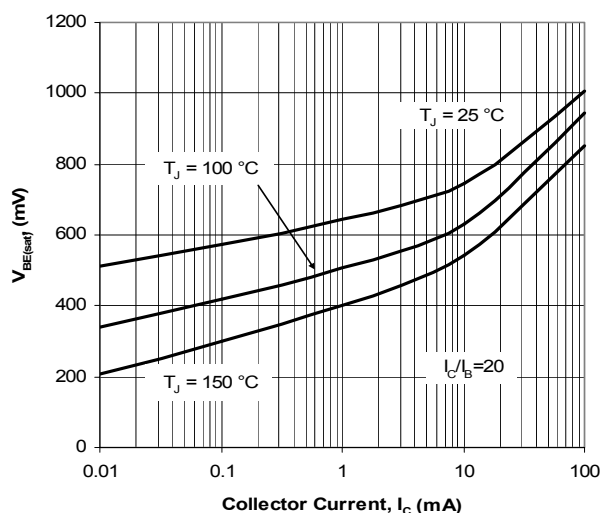


Fig. 5. Typical $V_{BE(SAT)}$ vs. Collector Current

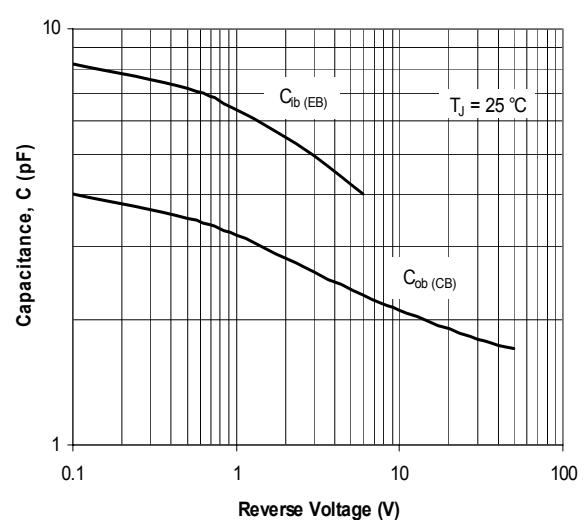


Fig. 6. Typical Capacitances vs. Reverse Voltage

BC846-AU, BC847-AU, BC848-AU, BC849-AU, BC850-AU SERIES

ELECTRICAL CHARACTERISTICS CURVE (BC847C-AU, BC848C-AU, BC849C-AU, BC850C-AU)

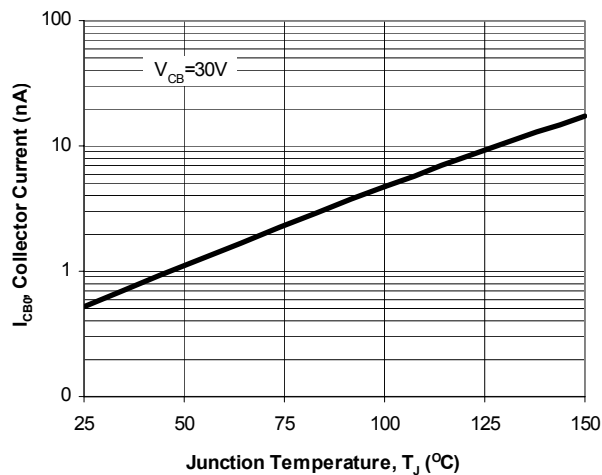


Fig. 1. Typical I_{CBO} vs. Junction Temperature

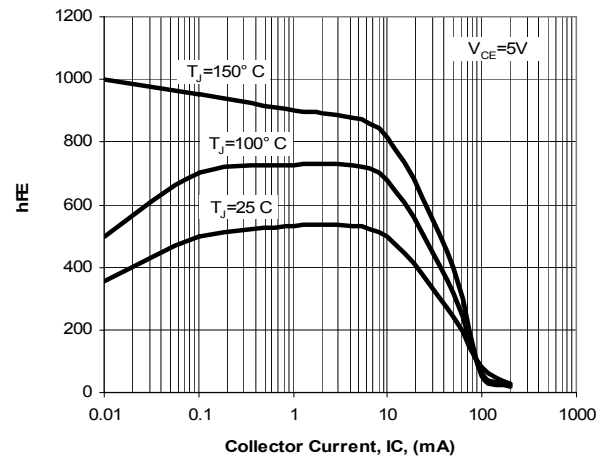


Fig. 2. Typical h_{FE} vs. Collector Current

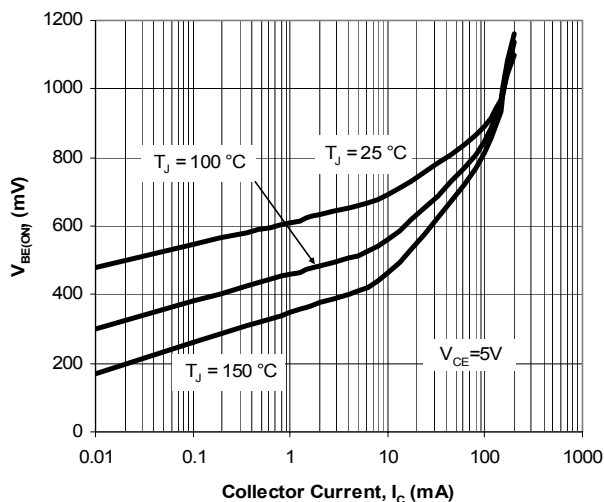


Fig. 3. Typical $V_{BE(ON)}$ vs. Collector Current

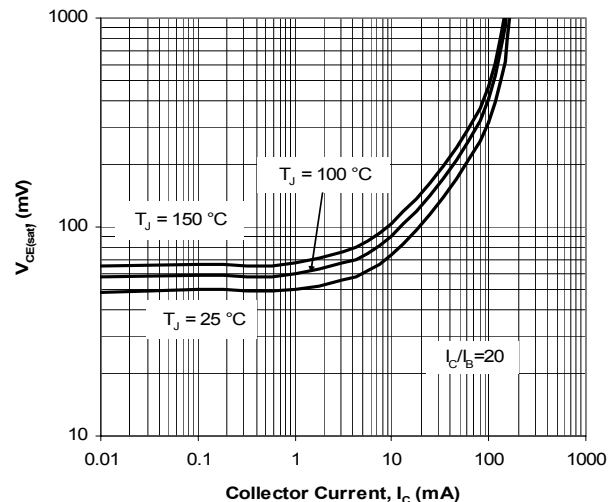


Fig. 4. Typical $V_{CE(SAT)}$ vs. Collector Current

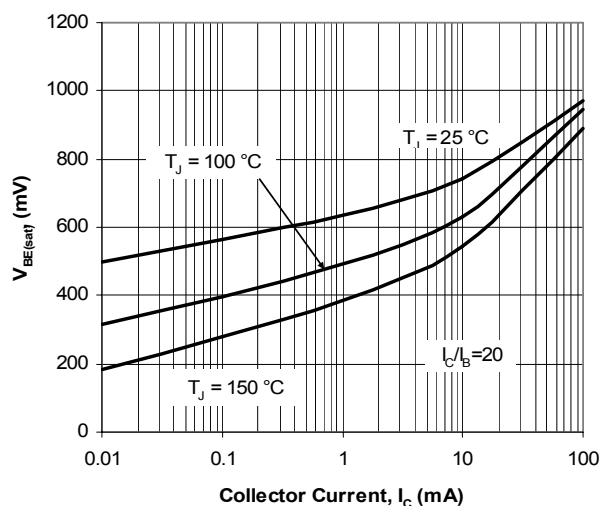


Fig. 5. Typical $V_{BE(SAT)}$ vs. Collector Current

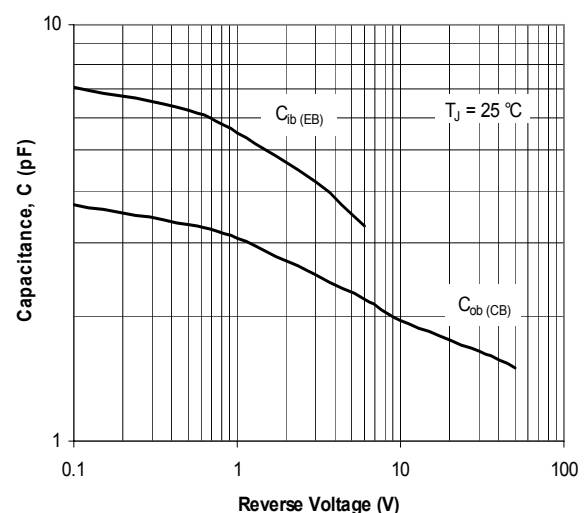


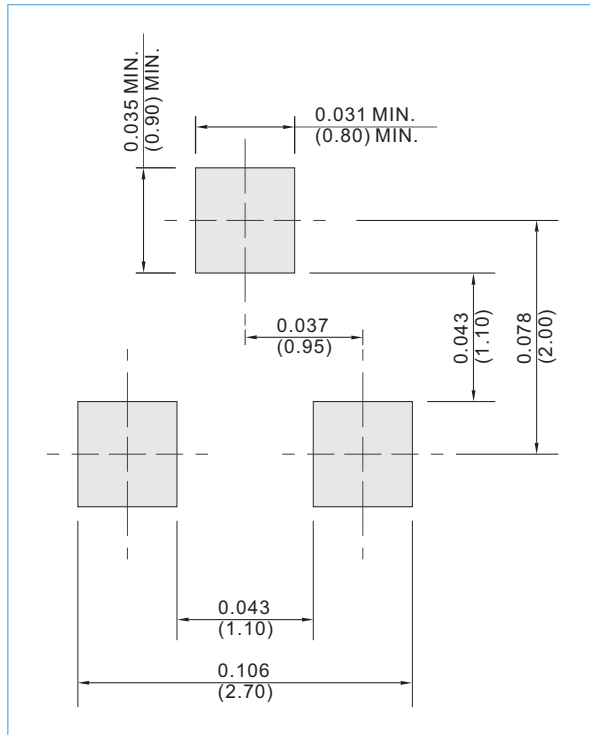
Fig. 6. Typical Capacitances vs. Reverse Voltage

BC846-AU,BC847-AU,BC848-AU,BC849-AU,BC850-AU SERIES

MOUNTING PAD LAYOUT

SOT-23

Unit : inch(mm)



ORDER INFORMATION

- Packing information

T/R - 12K per 13" plastic Reel

T/R - 3K per 7" plastic Reel



BC846!5I ,BC847!5I ,BC848!5I ,BC849!5I ,BC850!5I SERIES

Part No_packing code_Version

BC846-AU_R1_000A1

BC846-AU_R2_000A1

For example :

RB500V-40_R2_00001

Part No.

Serial number

Version code means HF

Packing size code means 13"

Packing type means T/R

| Packing Code XX | | | | Version Code XXXXX | | |
|--------------------------------------|----------------------|----------------------------------|----------------------|---------------------------|----------------------|---------------------------------------|
| Packing type | 1 st Code | Packing size code | 2 nd Code | HF or RoHS | 1 st Code | 2 nd ~5 th Code |
| Tape and Ammunition Box (T/B) | A | N/A | 0 | HF | 0 | serial number |
| Tape and Reel (T/R) | R | 7" | 1 | RoHS | 1 | serial number |
| Bulk Packing (B/P) | B | 13" | 2 | | | |
| Tube Packing (T/P) | T | 26mm | X | | | |
| Tape and Reel (Right Oriented) (TRR) | S | 52mm | Y | | | |
| Tape and Reel (Left Oriented) (TRL) | L | PANASERT T/B CATHODE UP (PBCU) | U | | | |
| FORMING | F | PANASERT T/B CATHODE DOWN (PBCD) | D | | | |



BC846!5 I ,BC847!5 I ,BC848!5 I ,BC849!5 I ,BC850!5 I SERIES

Disclaimer

- Reproducing and modifying information of the document is prohibited without permission from Panjit International Inc..
- Panjit International Inc. reserves the rights to make changes of the content herein the document anytime without notification. Please refer to our website for the latest document.
- Panjit International Inc. disclaims any and all liability arising out of the application or use of any product including damages incidentally and consequentially occurred.
- Panjit International Inc. does not assume any and all implied warranties, including warranties of fitness for particular purpose, non-infringement and merchantability.
- Applications shown on the herein document are examples of standard use and operation. Customers are responsible in comprehending the suitable use in particular applications. Panjit International Inc. makes no representation or warranty that such applications will be suitable for the specified use without further testing or modification.
- The products shown herein are not designed and authorized for equipments requiring high level of reliability or relating to human life and for any applications concerning life-saving or life-sustaining, such as medical instruments, transportation equipment, aerospace machinery et cetera. Customers using or selling these products for use in such applications do so at their own risk and agree to fully indemnify Panjit International Inc. for any damages resulting from such improper use or sale.
- Since Panjit uses lot number as the tracking base, please provide the lot number for tracking when complaining.